

The image features a decorative header with a yellow and blue color scheme. A white rectangular box is centered horizontally, containing the text 'Common App 101'.

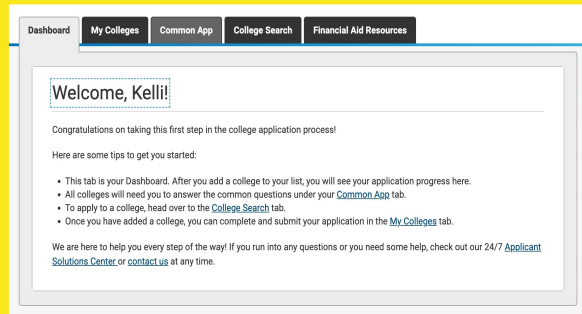
Common App 101

Registering for a Common App Account

- Go to www.commonapp.org
- Select 'Create an Account' in the upper right corner
- You will create a 'First Time Student' account
 - Use your full legal name
 - Use an appropriate email address that you check often. I suggest using a personal email address over your STEM email address
 - You are planning to start college in Fall 2024
 - Determine if you want schools to receive your information and if Common App may communicate with you
 - Agree to the Common App terms and click 'Create'

Your Dashboard Options

- **My Colleges Tab**
 - This tab will allow you to continue your application for each college
 - This is also where you will complete college specific questions, supplementals, invite and manage recommenders, and submit your applications to each college
- **Common App Tab**
 - This tab has the information that is sent to every university you submit an application to
 - As sections are completed, you will receive a green check mark



- **College Search Tab**
 - Where you will search for colleges and add them to your 'My Colleges' tab
- **Financial Aid Resources Tab**
 - This tab has resources for you to glance over in regards to the financial aspect of attending college

The 'Common App' Tab

Common App Tab 'Profile' Tips

- **Common App Fee Waiver**

- You only qualify for an Application Fee Waiver if one of the following is true:
 - You have received or are eligible to receive an ACT/SAT fee waiver.
 - You are enrolled in or eligible to participate in the Federal Free or Reduced Price Lunch program (FRPL).
 - Your annual family income falls within the Income Eligibility Guidelines set by the USDA Food and Nutrition Service.
 - You are enrolled in a federal, state, or local program that aids students from low-income families (e.g., TRIO programs such as Upward Bound).
 - Your family receives public assistance. You live in a federally subsidized public housing, a foster home or are homeless.
 - You are a ward of the state or an orphan.

Common App Tab 'Education' Tips

- **Current or Most Recent Secondary/High School**
 - Search for STEM School Highlands Ranch in the database and select
 - Entry Date: August 2020 (unless you transferred to STEM or are graduating early)
 - Select NO for boarding school
 - Graduation Date: May 2024
- **Other Secondary/High Schools**
 - If you attended a different high school during your high school career, select the number you attended
 - If you only attended STEM, select zero
- **Colleges and Universities**
 - If you have taken a college course during 9-12th grade (*concurrent enrollment included*) select the number of colleges attended

Common App Tab 'Education' Tips Continued

- **Grades**
 - *Graduating class size: 115
 - Class rank reporting: Quartile
 - GPA scale: 4 point scale
 - Cumulative GPA: List your GPA after junior year is completed
 - GPA weighting: Weighted
- **Current or Most Recent Year Courses**
 - STEM is on a semester system
 - Enter every course you are taking senior year
 - Course Levels: Choose regular, Advanced Placement (AP), or Dual Enrollment
- **Honors**
 - List up to 5 honors you have received beginning with 9th grade
- **Community Based Organizations**
 - Indicate the number of community programs or organizations that have provided you with free assistance in your application process. Only answer this question if it applies.
- **Future Plans**
 - Indicate your career interest and the highest degree you intend to pursue. These are just ideas of your plans, not anything set in stone!

*The graduating class size will be updated in August 2023

Common App Tab 'Testing' and 'Activities' Tips

- **Testing**
 - Some schools are still test optional, so it is up to you if you self report your scores for SAT or ACT
 - For AP subject tests, always report any tests you scored a 4 or 5
- **Activities**
 - You are able to list up to 10 activities
 - List the activities in order of importance *to you*
 - Indicate the number of hours per week and weeks per year you dedicate to each activity
 - If you intend to continue to participate in the activity for your senior year, make sure you check the 12th grade box
 - If you select that you do want to continue a similar activity in college, it is not binding you to anything. You can always change your mind!

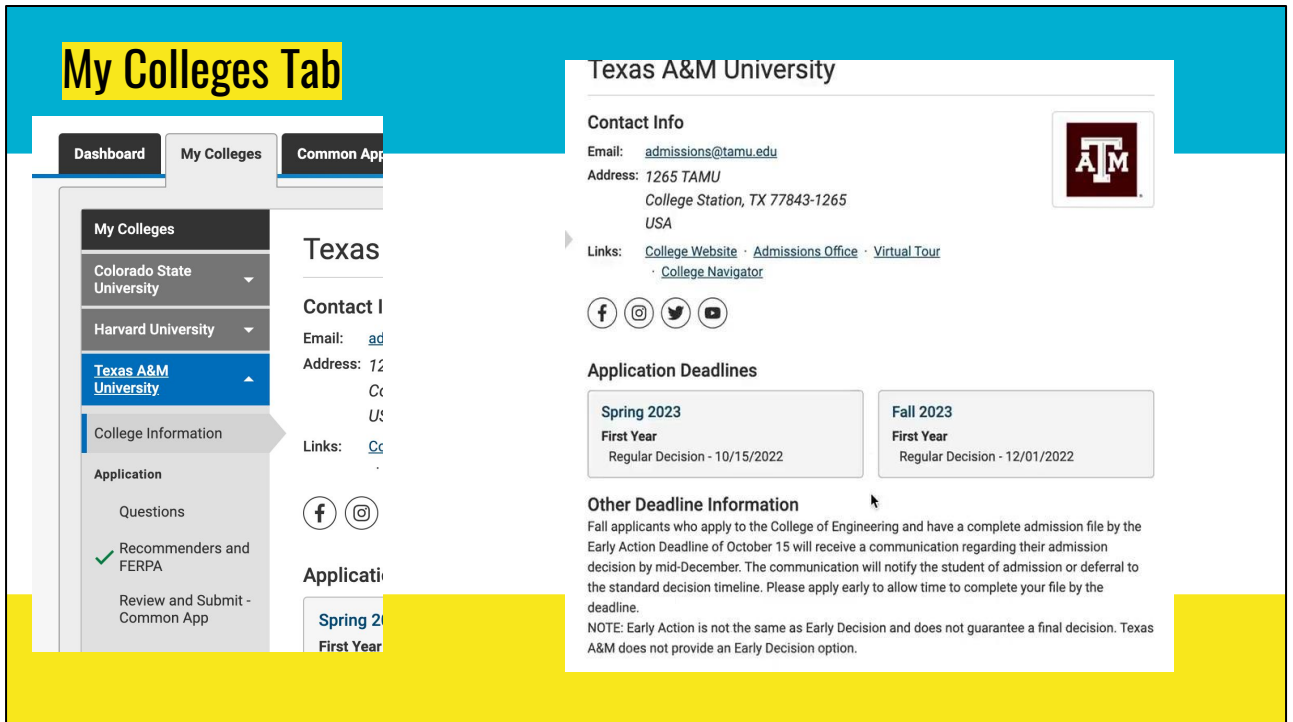
Common App Tab 'Writing' Tips

- Your essay needs to be between 250-650 words
- This tab will indicate which colleges require and which do not require the Common App essay
- Write your essay in Word or Google Doc and paste it into the text box
- The essay prompts for the 2023-2024 cycle are the same as previous years. So, feel free to start writing that essay early!

The screenshot shows the 'Writing' section of the Common App dashboard. At the top, there are navigation tabs: Dashboard, My Colleges, Common App (selected), College Search, and Financial Aid Resources. Below these is a sidebar menu with options: Profile, Family (checked), Education, Testing (checked), Activities, Writing (checked and highlighted), and Courses & Grades (0 college(s) require). The main content area is titled 'Writing' and includes a 'Preview' button. Under the 'Personal Essay' heading, there is a dropdown menu and a text box containing the following text: 'Some colleges require submission of the personal essay with your Common App. You may submit a personal essay to any college, even if it is not required by that college. If not required by a college, you will be given the option during submission to include your essay or not for that college.*' Below this text is a checkbox labeled 'I understand' which is checked. At the bottom, there is a section titled 'Here is the current list of colleges on your Dashboard and whether they require the Personal Essay.' with two buttons: 'Required' and 'Not Required'.

Click on the above image to view a screen recording of the Writing section on Common App

The 'My Colleges' Tab

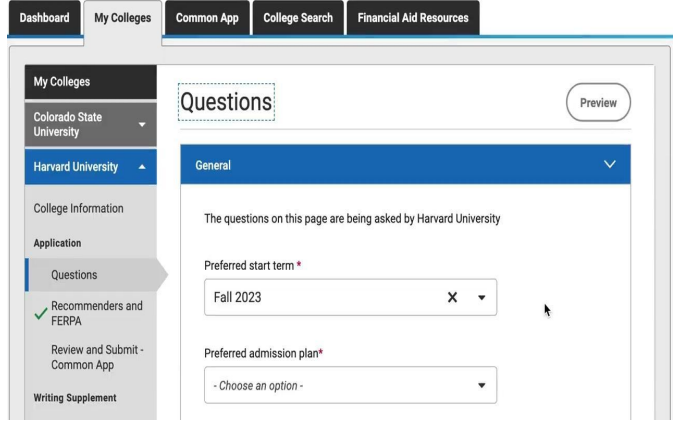


When you click into specific colleges under the 'My Colleges' tab, you will be able to see application deadlines, other deadline information, application fees, testing policy, required recommendation letters, writing requirements, and college questions.

Click on the above image to view a screen recording of the My Colleges section of Common App

My Colleges 'Questions' Tips

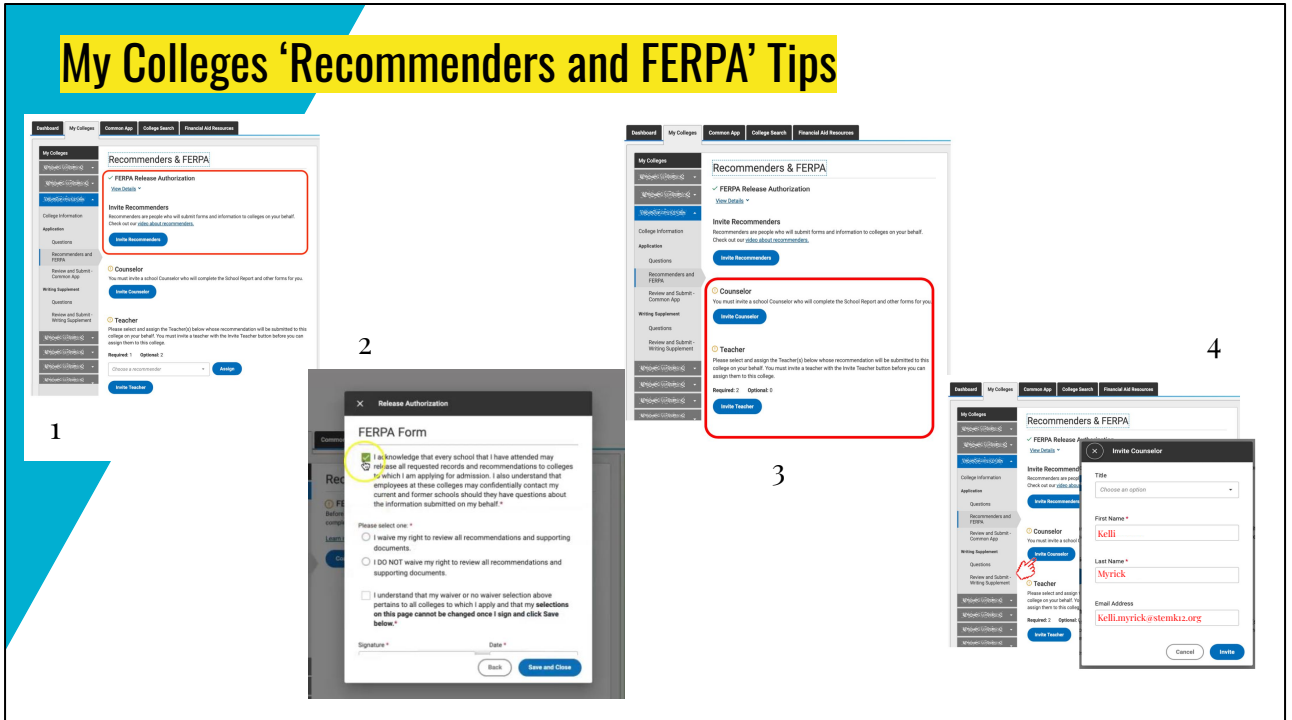
- Preferred start term will be Fall 2024
- Preferred admission plan: make sure you do your research on what option is best for you! This will determine your application deadline and if you can apply to additional schools early action
- Click into the remaining sections of the 'Questions' tab and answer each question



The screenshot shows the 'Questions' section of the Common App interface. At the top, there are navigation tabs: 'Dashboard', 'My Colleges', 'Common App', 'College Search', and 'Financial Aid Resources'. The 'My Colleges' tab is active, showing a list of colleges: 'Colorado State University' and 'Harvard University'. The 'Harvard University' section is expanded, showing a sidebar with 'College Information', 'Application', 'Questions', 'Recommendations and FERPA', 'Review and Submit - Common App', and 'Writing Supplement'. The 'Questions' section is highlighted. The main content area is titled 'Questions' and has a 'Preview' button. Below the title, there is a 'General' section with a dropdown arrow. The text reads: 'The questions on this page are being asked by Harvard University'. There are two dropdown menus: 'Preferred start term *' with 'Fall 2023' selected, and 'Preferred admission plan*' with '- Choose an option -' selected.

Click on the above image to view a screen recording of the Questions section on Common App

My Colleges 'Recommenders and FERPA' Tips



1. When you select Recommenders and FERPA, you will need to first sign your FERPA release. Click view details to have picture #2 open.
2. You will need to read the release and agree before you are able to have recommenders added. You have the option of waiving your right to review the recommendation and I highly suggest doing this. Recommenders might not write a letter for you if you have not waived the right to view. Colleges sometimes see it as suspicious as well. Once you “sign” and date, you will be rerouted to picture #3.
3. Now you will need to invite your counselor and teachers for letters. Start with counselor. Click on “invite counselor”.
4. Picture #4 shows what information you need from your counselor. Every student will enter my information (Kelli Myrick, kelli.myrick@stemk12.org). **If you would like your counselor letter of recommendation to come from Ms. Birchfield or Mr. Link you will still put in my information.** Link/Birchfield will send their letters to me and I will upload on their behalf. Putting my information allows transcripts to be sent to universities easier :) I always suggest choosing the counselor that knows you best as it will make for a more personalized letter, so feel free to ask whichever of the 3 of us you would like!

My Colleges 'Recommenders and FERPA' Tips

5

6

7

8

✓ **Other Recommender**
Please select and assign the Other Recommender(s) below whose recommendation(s) will be submitted to this college on your behalf. You must invite an Other Recommender using the 'Invite Other Recommender' link before you can assign them for this college.

Recommender types accepted by this college:

- Arts Teacher
- Coach
- College Access Counselor
- Employer
- Family Member
- Peer
- Other

Required: 0 Optional: 1

- Choose a recommender - Assign

Invite Other Recommender

5. Now you will select “invite teacher” and complete the same process.
6. Once you have invited a teacher, you will need to assign them to *each* university that you would like their letter sent. Repeat this step for each school you want their letter sent to.
7. Some universities also allow “other” recommenders to send letters. Should your university allow this, picture number 7 will appear below the counselor and teacher section. You will add their information.
8. Assign the “other” recommender to schools like you did with teachers.

Common App Tab 'Writing Supplement' Tips

- Not all schools will have additional supplementals. Should an application have additional questions or essays needed, the 'Writing Supplement' section will appear under the 'Review and Submit - Common App' section.
- You can also [look at this resource](#) as it has all writing requirements for every school on Common App

Colorado State University ▾
Dartmouth College ▲

College Information

Application

- Questions
- ✓ Recommenders and FERPA
- Review and Submit - Common App
- Writing Supplement**
- Questions
- Review and Submit - Writing Supplement

Harvard University ▾
Texas A&M University ▾

Dartmouth College

Contact Info

Phone: (603) 646-2875
Email: apply@dartmouth.edu
Address: 6016 McNutt Hall
Hanover, NH 03755
USA

Links: [College Website](#) · [Admissions Office](#) · [Virtual College Navigator](#)

Facebook Instagram Twitter YouTube

Application Deadlines

Fall 2023

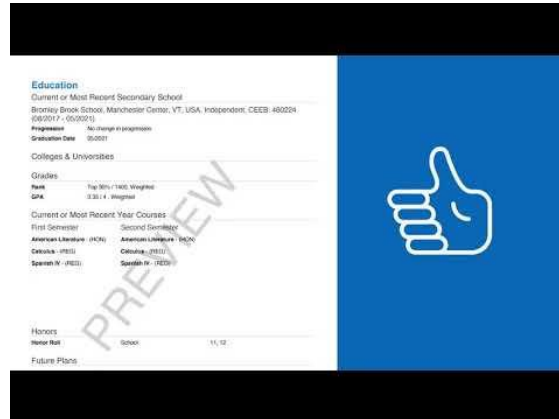
First Year
Early Decision - 11/01/2022
Regular Decision - 01/03/2023

Application Information

Application Fees:
First Year International Fee - \$80
First Year Domestic Fee - \$80

Common App Tab 'Review and Submit' Tips

- When you are ready to submit your application, click 'Review and Submit'.
- Review every question in the preview to ensure there are no errors
- Have a credit card ready to pay the application fee



The screenshot displays the 'Review and Submit' section of the Common App. On the left, there is a preview of the application form with a large 'PREVIEW' watermark. The form includes sections for Education, Grades, Current or Most Recent Year Courses, Honors, and Future Plans. On the right, there is a blue vertical bar with a white thumbs-up icon, indicating the 'Review and Submit' button.

Education
Current or Most Recent Secondary School
Bromley Brook School, Manchester Center, VT, USA, Independent, CEEB: 480204
(002017 - 002020)
Progression No change in progression
Graduation Date 05/2021

Colleges & Universities

Grades
Name The 9th - 12th Wingman
GPA 3.33 (4 Weight)

Current or Most Recent Year Courses

| First Semester | Second Semester |
|---------------------------|---------------------------|
| American Literature (EN1) | American Literature (EN2) |
| Calculus - (MC1) | Calculus - (MC2) |
| Spanish IV - (ES1) | Spanish IV - (ES2) |

Honors
Honor Roll: School 11/12

Future Plans

Click on the above image to view a screen recording of the Review and Submit section of Common App

Questions?



Application Guide from Common App

Email me with any questions! kelli.myrick@stemk12.org I have also added a walk through video of Common App and a written Application Guide for your convenience! Click on the above image to view the video walk through that Common App has created.